

17 Church Street, Husbands Bosworth, LE17 6LT



£225,000

Situated within the village of Husbands Bosworth overlooking the Church, this delightful period mid-terrace home is a true gem waiting to be discovered. This quaint cottage exudes character and warmth, having been recently re-decorated to offer a fresh and inviting atmosphere.

As you step inside and through the hall, you are greeted by a cosy lounge with log burner, perfect for hosting intimate gatherings. The property also boasts a good sized kitchen/diner and two cosy double bedrooms, providing ample space for relaxation and rest. One of the standout features of this property is the brick-built outbuilding, offering exciting potential for various uses. Whether you dream of a home office, a creative studio, or simply extra storage space, the outbuilding provides the scope to bring your vision to life. Located in a picturesque setting, this house is ideal for those seeking a peaceful retreat while still being within easy reach of local village amenities, superb rail links and major road networks.

Entrance Hall

Accessed via a timber front door. Door off to: Lounge. Stairs rising to: First floor. 'Kamdean' flooring.

Lounge 11'10 x 10'5 (3.61m x 3.18m)



Timber framed double glazed window to front aspect. Double doors through to: Kitchen. Log burner. 'Kamdean' flooring. TV and telephone point.

Kitchen/Diner 15'0 x 8'7 (4.57m x 2.62m)



Kitchen Area

Having a selection of fitted base and wall units with a laminate worktop over and a 1 1/2 bowl stainless steel sink with drainer. There is a mid level double oven, four ring electric hob, extractor, space and plumbing for a freestanding washing machine and a space for a freestanding fridge/freezer. There is a timber framed double glazed window to the rear aspect. Tiled flooring. LED spotlights.

Dining Area



There is a timber framed double glazed door out to: Rear garden. Timber framed double glazed window to rear aspect. Tiled flooring. Laminate wooden flooring to under stairs area. Electric storage heater.

Landing

Doors off to: Bedrooms and bathroom.

Bedroom One 11'10 x 10'5 (3.61m x 3.18m)



Timber framed double glazed window to front aspect. Built-in wardrobes. Wall lighting. Loft hatch access. Electric storage heater.

Bedroom Two 9'2 x 8'11 (2.79m x 2.72m)



Timber framed double glazed window to rear aspect.

Bathroom 6'4 x 6'0 (1.93m x 1.83m)



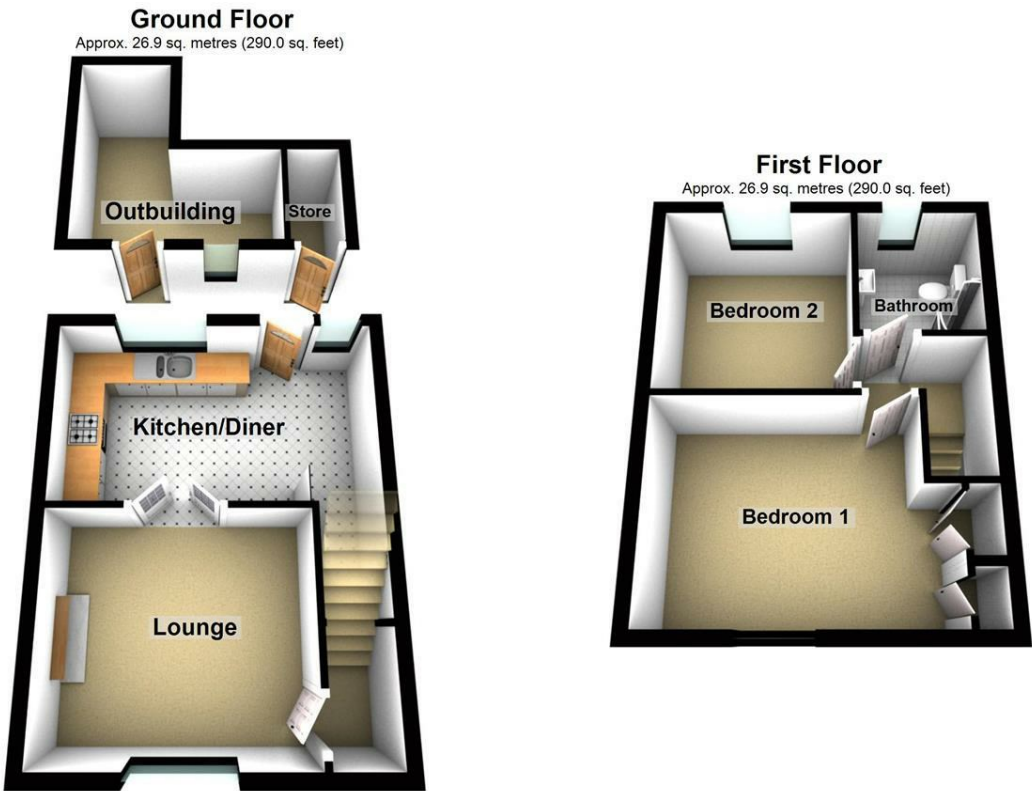
Comprising: Corner shower enclosure with wall tiling, low level WC and wash hand basin. Timber framed double glazed window to rear aspect. 'Karndean' flooring. Heated towel rail.

Outside 11'6 (max) x 11'1 (max) (3.51m (max) x 3.38m (max))



The property has a low maintenance cobbled courtyard garden being partially walled with rear pedestrian gated access and is a blank canvas for the perspective purchaser. There is also the added bonus of a brick-built outbuilding that could be converted for a variety of different uses (STPP). The outbuilding has a larger room with power and light with a further smaller store room attached.

Floor Plan

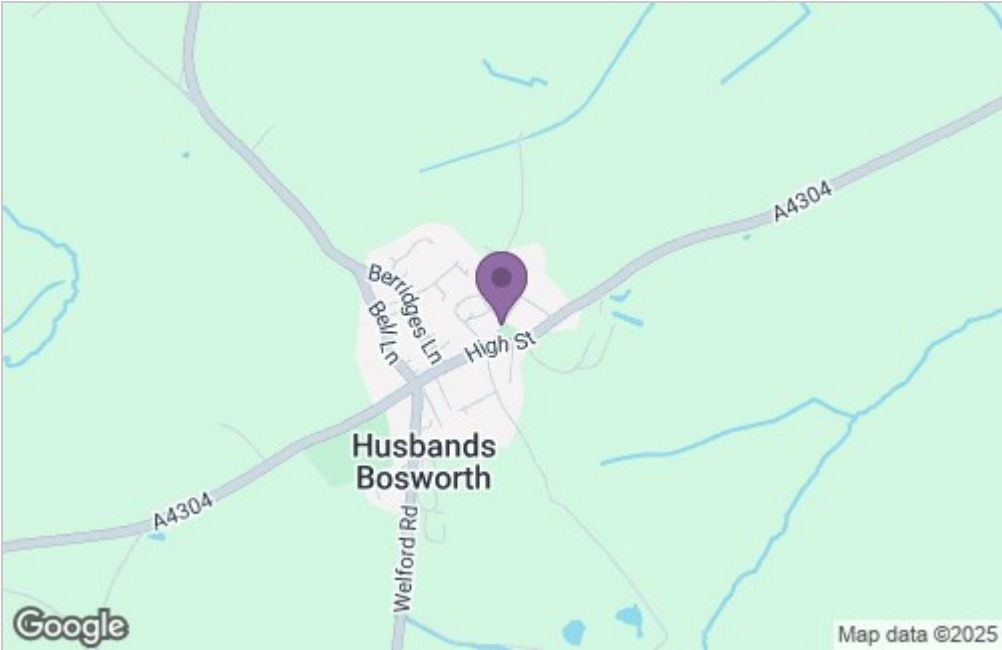


Total area: approx. 53.9 sq. metres (579.9 sq. feet)

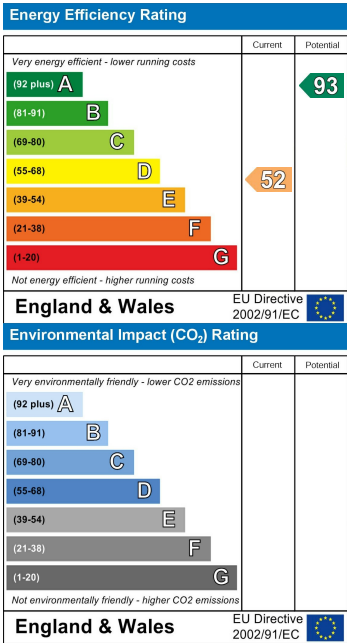
THIS FLOOR PLAN WAS PRODUCED BY ADAMS AND JONES ESTATE AGENTS AND REMAINS PROPERTY OF THEM INDEFINITELY. ADAMS AND JONES RESERVE THE RIGHT TO CHARGE A FEE TO ANY OTHER AGENT OR VENDOR ATTEMPTING TO USE THESE PLANS FOR MARKETING PURPOSES WITHOUT PRIOR WRITTEN PERMISSION.

Plan produced using PlanUp.

Area Map



Energy Efficiency Graph



Service without compromise